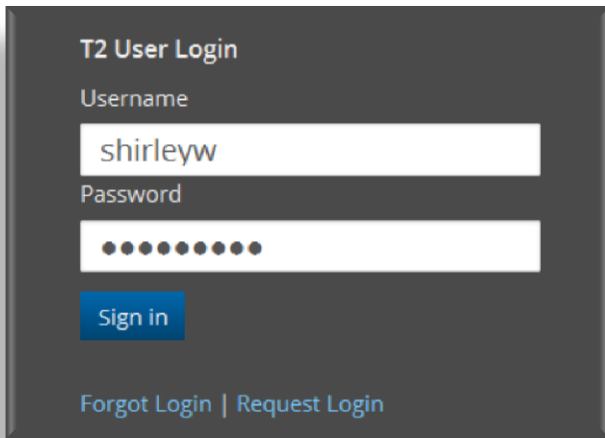


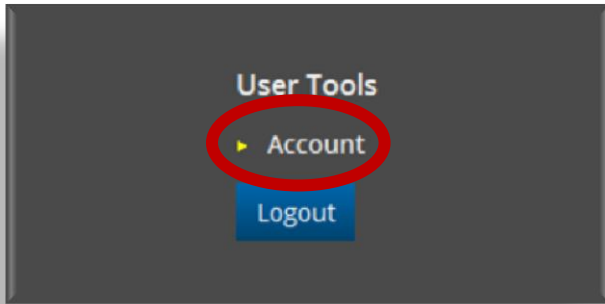
Go to <http://lhtac.org> - Try using Mozilla Firefox or Google Chrome

1. Go to the bottom of the page and enter your login information.

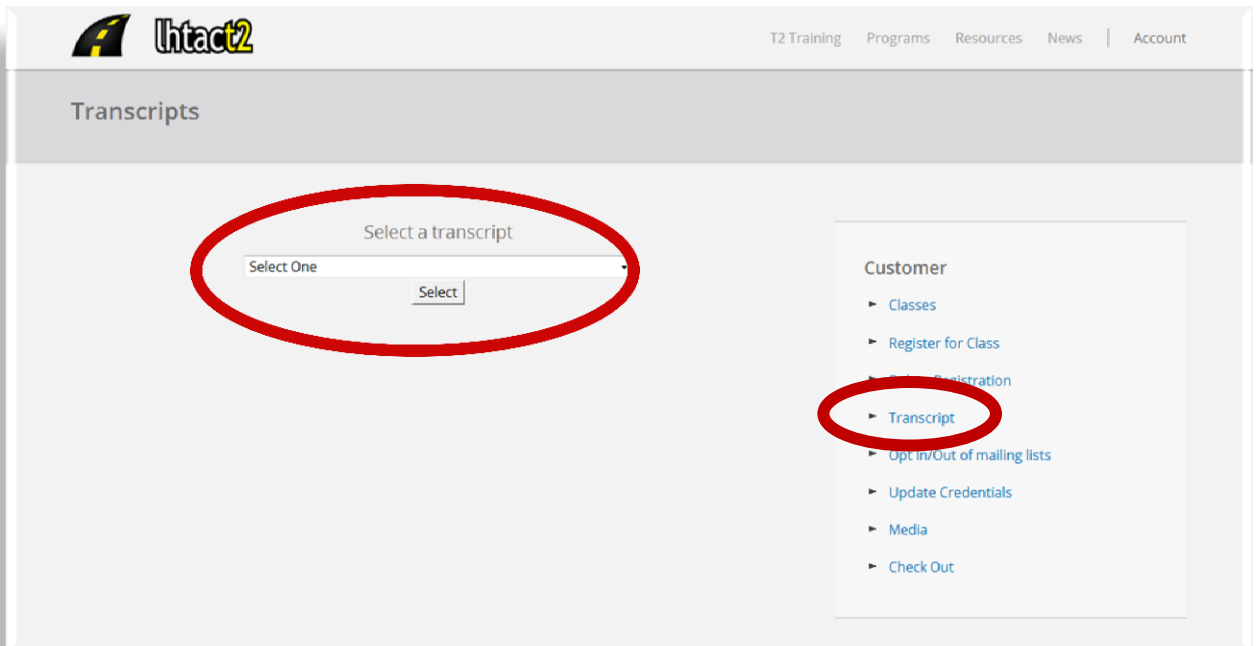


The screenshot shows a dark grey login box titled "T2 User Login". It contains two input fields: "Username" with the text "shirleyw" and "Password" with ten dots. Below the fields is a blue "Sign in" button. At the bottom of the box are the links "Forgot Login" and "Request Login".

2. Once logged in, click on "Account".



3. Once you click on "Account", you will see a menu list. Select "Transcripts". You will then have a drop down list of names.



The screenshot shows the Lhtac2 website interface. The top navigation bar includes the Lhtac2 logo and links for "T2 Training", "Programs", "Resources", "News", and "Account". The main content area is titled "Transcripts" and features a dropdown menu labeled "Select a transcript" with a "Select" button. A red circle highlights this dropdown. To the right, a "Customer" menu is visible, with the "Transcript" option highlighted by a red circle.